





Disaster Preparedness & Recovery Supply Kit


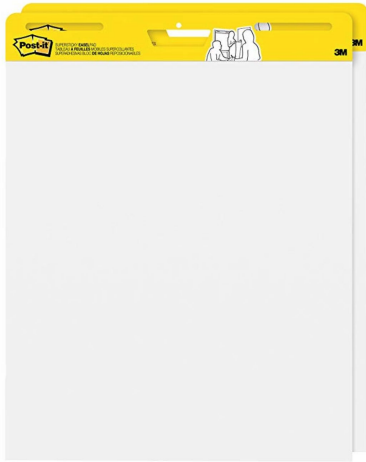


Below is a list of recommended items that you should have on hand in case of a disaster. Most images have links to item details merely for clarification and estimated costs.

	<u>Supplies</u>	<u>Quantity Needed</u>
	Plastic bins with lids -- "under the bed" bins with flat lids (not folding or ribbed) or similar bins (min 1' W x 2' L X 6" D)	6 bins
	flat trays (e.g. cafeteria trays) for transporting items	8
	paper tape	2-3 rolls
	masking tape	2 rolls
	paper towels	12 roll package

	<p>microfibre towels - You can buy a package at the hardware store.</p>	<p>36 towels or 1 package</p>
	<p>caution tape</p>	<p>1 roll</p>
	<p>roll paper for covering tables (or large sheets)</p>	<p>1</p>
	<p>roll plastic for covering tables</p>	<p>1</p>
	<p>clip boards</p>	<p>2</p>

	note pads	2
	N95 masks	enough for all participants
	nitrile gloves (laytex- and powder-free)	enough for all participants
	box q-tips	1

	<p>garbage bags (large and small)</p>	<p>lots</p>
	<p>Blotting paper</p>	<p>1 box/package</p>
	<p>Isopropyl alcohol</p>	<p>1 bottle</p>
	<p>distilled water</p>	<p>4-6 gallons</p>

	X-acto knife or box cutter	2
	Flip chart paper	1 pad
	sharpies	8+
	flashlight or headlamps	2

	<p>buckets</p>	<p>4</p>
	<p>tarp (8' x 10')</p>	<p>1</p>
	<p>protective clothing</p>	<p>enough for staff</p>