

COMMUNITY ARCHIVING WORKSHOP TRAINING OF TRAINERS

CALIFORNIA 2019



AMIA

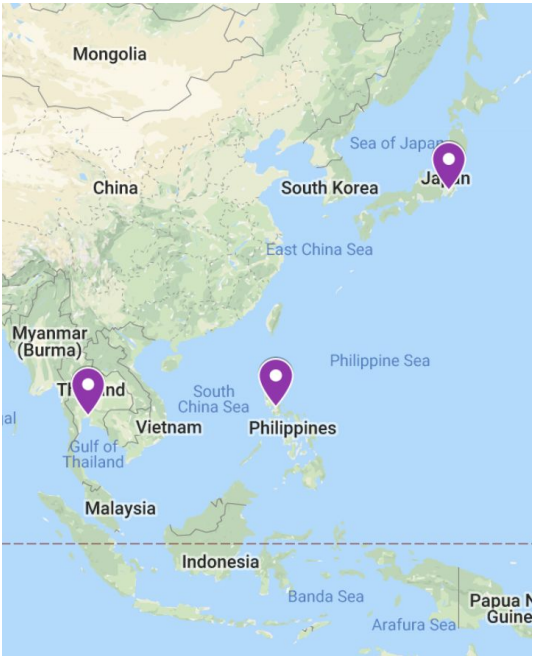
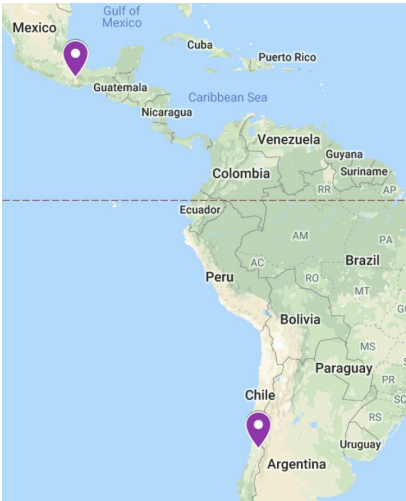


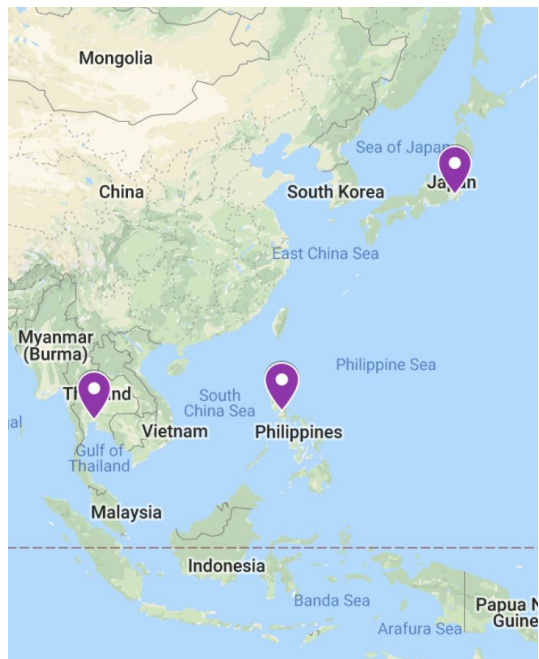
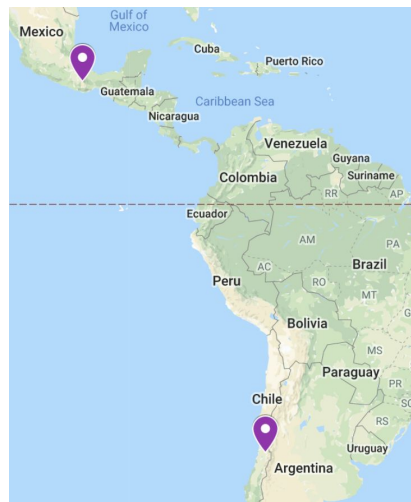
INSTITUTE *of*
Museum and **Library**
SERVICES



CALIFORNIA
REVEALED







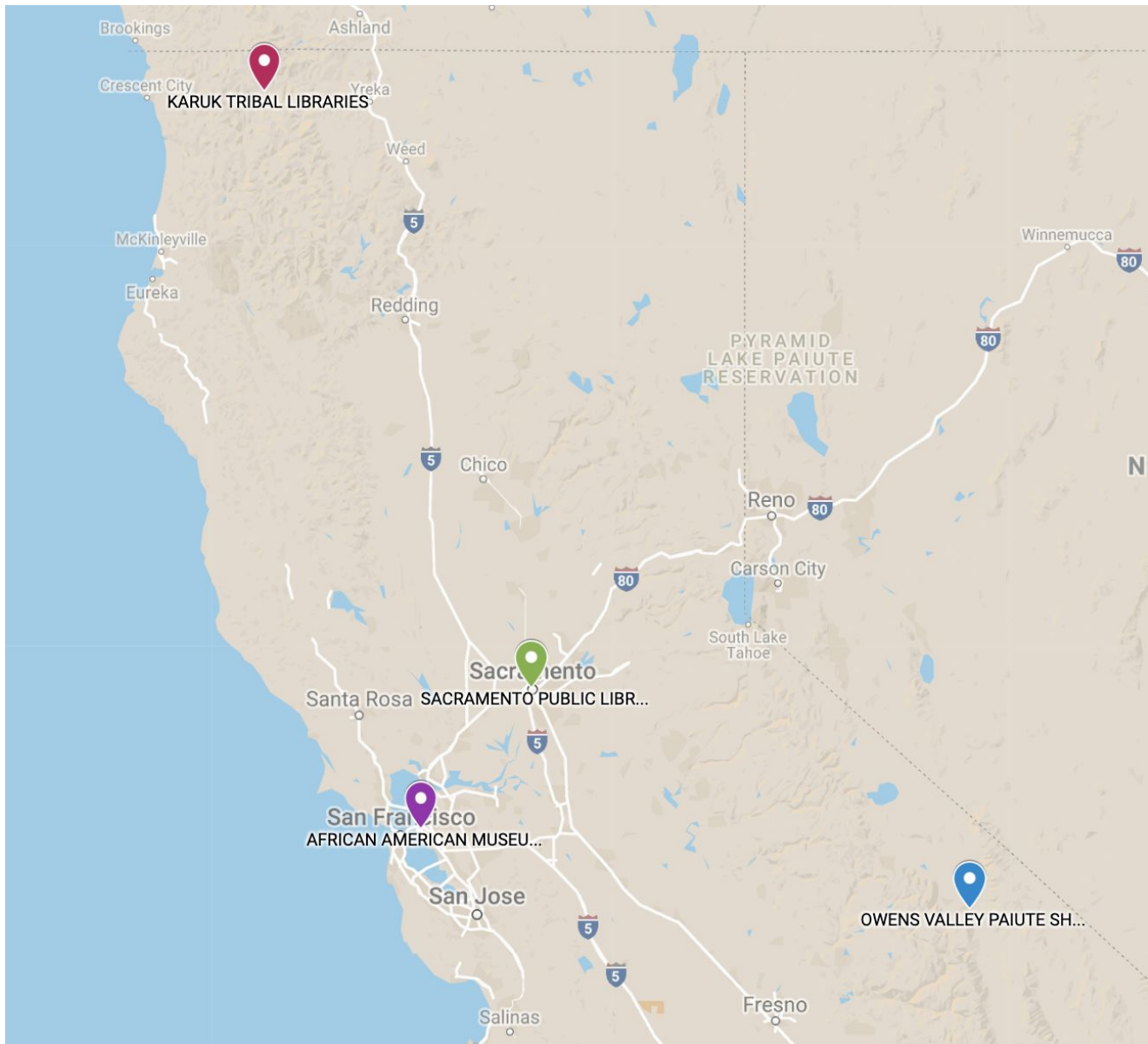
WELCOME & CAW CONCEPT

introductions

why community archiving workshops?

CAW principles

our work together



HELLO AND WELCOME!

- * your name and position
- * your mission and basic programs
- * the communities you serve
- * # of staff, members and regular volunteers
- * types of archival collections you hold, in particular
your audiovisual holdings - number and formats



CALIFORNIA REVEALED

Sacramento, CA

Pamela Vadakan & Mona Jimenez



californiarevealed.org



**SACRAMENTO ROOM,
SACRAMENTO PUBLIC LIBRARY**

Sacramento, CA

James Scott



AFRICAN AMERICAN MUSEUM & LIBRARY OAKLAND (AAMLO)

Oakland, CA

Sean Dickerson & Dorothy Lazard



KARUK TRIBAL LIBRARIES

Happy Camp, CA

Bari Talley & Elaine Garcia



**OWENS VALLEY
PAIUTE SHOSHONE
CULTURAL CENTER & MUSEUM**
Bishop, CA
Tara Frank

WHY COMMUNITY ARCHIVING WORKSHOPS?

catalyst for preservation of endangered media & film

owner better understands collection
content & needs

catalyst for preservation of endangered media & film

owner better understands collection
content & needs

collects item information
and reveals risks & condition

catalyst for preservation of endangered media & film

owner better understands collection
content & needs

collects item information
and reveals risks & condition

enables prioritization to
begin preservation

builds network of support

sharing of skills/knowledge

builds network of support

sharing of skills/knowledge

attracts allies & volunteers

builds network of support

sharing of skills/knowledge

attracts allies & volunteers

builds awareness & interest about
collections

**WHY THE
URGENCY?**





obsolescence of equipment



few decks, parts, or experts

inherent deterioration



contamination

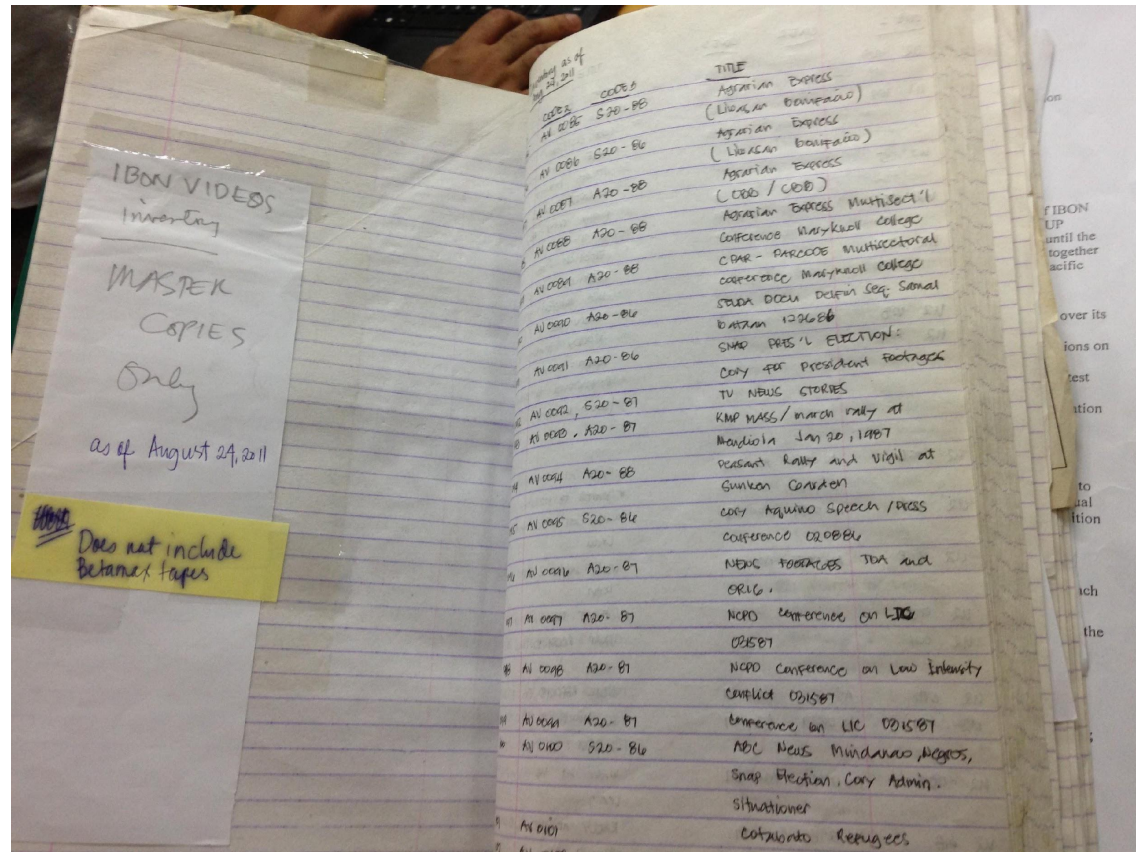
mechanical damage



loss of information



transform older records...



not searchable

...into electronic form

	A	B	C	D	E	F	G	H	I	J	K	L	M	N	O
1	Record any and all old identifiers, whether they are all numbers, combo letters and numbers or all letters	Place on label on the tape and one on the container (same identifier)	Record all useful information; may include a combo of words and numbers	To be assigned by the organizers	A project, program or series name	Enter some form of a title. If a title is not evident, record the first few words on the tape label. If you need to assign a title, place it in brackets; i.e. [New York City].	Choose from the authority list below. Be consistent with spelling and capitalization.	Include the manufacturer and the tape brand	The number of minutes that the tape can hold. Most small U-Matic tapes will be 20 min. Most large with be 30 min. or 60 min.	Choose from the authority list below. Be consistent with spelling and capitalization.	If the tape is not record-protected, pull the tab and record Yes.	The length of the content in the tape, if known. Include hour even if shorter than an hour.	The date that the tape was recorded, if known.	The date of a finished work, also known as the publication date or date of distribution.	A description of the condition of the tape. Write down only the problems you observe. Check for condition of pack and wind, contamination (dirt, dust, mold, byproducts of sticky shed syndrome, etc.), whether the tape is rewound, smell of deterioration (dirty socks smell), water damage, breakage.
2	3, 57a, AAA	NBPC####	26 cont.	001 - 999			U-Matic, U-Matic S, U-Matic SP	Sony KCS	30 min; 20 min; 60 min.	Camera Original; Edit Master; Submaster; Duplicate	Yes	hh:mm:ss; 01:34:24 or 00:25:00	YYYY-MM-DD, YYYY-MM-xx, YYYY, c. 1978	YYYY-MM-DD, YYYY-MM-xx, YYYY, c. 1978	Stepped pack; sticky shed byproducts; mold;
3	Old Identifier	New Identifier	Old Box ID	New Box ID	Project/Program	Item Title	Format	Brand	Capacity	Item Generation	Record	Duration	Record Date	Publication	Item Assessment
4		NBPC0295	Box #11			Piano Players Rarely	U-Matic		60 min.		Yes	0:58:48	1981-03-21?	Unknown	
5		NBPC0296	Box #11			Piano Players Rarely	U-Matic S	Sony KCS	20 min.	Dub Master	Yes		c. 1981	Unknown	
6		NBPC0298	Box #11			Priorities of Black	U-Matic	Sony KCS	60 min.	Submaster	Yes		c. 1980s	Unknown	
7		NBPC0299	Box #11			Priscilla Mix	U-Matic S		30 min.	Submaster	Yes			Unknown	
8		NBPC0300	Box #11			Purle Pt. 2	U-Matic		120 min.	Submaster	Yes	1:03:47	c. 1983	7/28/83	
9		NBPC0301			Folks Series	Folks	U-Matic	MBU	30 min.	Submaster	Yes	0:28:18	3/31/85	c. 1985	
10		NBPC0302				Urban National Confer	U-Matic	Scotch	30 min.	Duplicate	Yes		7/25/87	c. 1987	
11		NBPC0303				In the Black	U-Matic		30 min.	Duplicate	Yes				
12		NBPC0304			Say Brother	In the Matter of Lev	U-Matic	Scotch	60 min.	Submaster	Yes	0:57:47	4/23/81	c. 1981	
13		NBPC0305	Box #47		Anasa Briggs Sp	Three Generations of	U-Matic	UCA	60 min.	Duplicate	Yes	0:57:36	4/3/84		
14	5220	NBPC0306	Box #47			The Trial of Henry F	U-Matic	UCA	60 min.	Submaster	Yes	1:00:00			
15		NBPC0307	Box #47			Time to Care	U-Matic	UCA	15min.	Submaster	Yes	0:11:00	c. 1989	c. 1989	
16		NBPC0308	Box #47		Anasa Briggs Sp	Those Talented Kids	U-Matic		30 min.	Submaster	Yes	0:27:52	1/11/83	c. 1983	
17		NBPC0309	Box #48 Cont			Hair Piece	U-Matic S	UCA	20 min.	Submaster	Yes	0:10:37	c. 1980s	c. 1980s	
18		NBPC0310	Box #48 Cont			Hansworth Song NtSC	U-Matic	UCA	60 min.	Submaster	Yes				
19		NBPC0311	Box #48 Cont			Hassan Abdallah	U-Matic	UCA	30 min.	Submaster	Yes	0:30:00			
20		NBPC0312	Box#20		Lutheran Televi	How Then Shall We Li	U-Matic	KCA	30 min.	Submaster	Yes	0:28:50	C. 1986	C. 1986	
21		NBPC0313	Box#20			In Black and Wh	U-Matic	UCA	30 min.	Duplicate	Yes	0:27:41	11/9/85	c. 1986	
22	84-00-04- B616	NBPC0314	Box#20			North Buxton Homecoming/Home to Bux	U-Matic	KCA	30 min.	Submaster	Yes	0:30:00	10/21/87	c. 1987	
23	PA SB 94-07	NBPC0315	Box#20			IN My Opinion	U-Matic	KCA	60 min.	Submaster	Yes	1:00:00	c. 1994	c. 1994	
24		NBPC0316	Box #34			Know Your Herit	U-Matic	UCA	60 min.	Submaster	Yes		Feb-84	c. 1984	
25	nv-30-125	NBPC0318	Box #34			Folk Book #8	U-Matic	UCA	20 min.	Submaster	Yes	0:20:00			
26		NBPC0320	Box #34		Anasa Briggs	Kwanza	U-Matic	UCA	30 min.	Submaster	Yes	00:30:00			
27															

searchable, more data

make a preservation plan



and preserve!

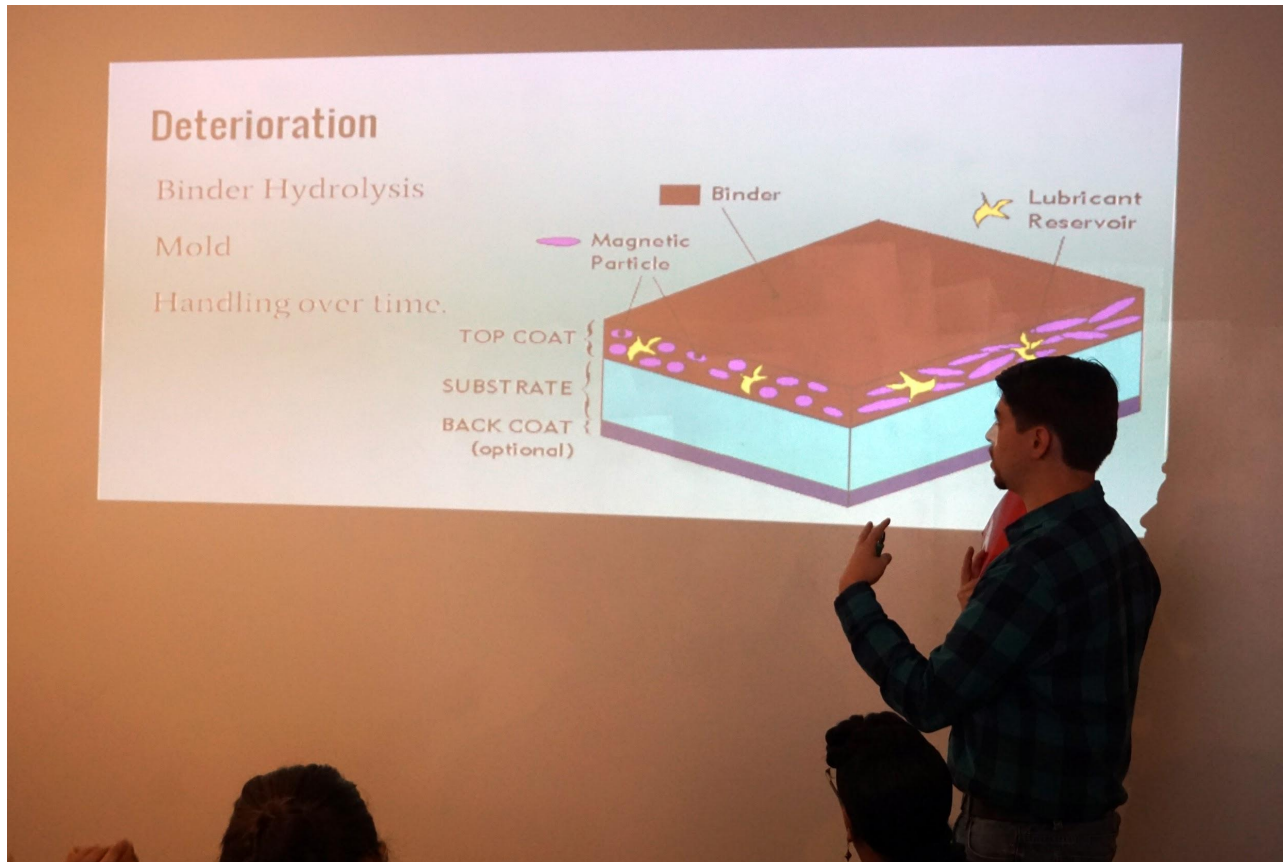
YOUR OBSERVATIONS

Do you relate to the challenges we described?

What are your challenges?

What are your accomplishments?

CAW PRINCIPLES




teach about audiovisual collections & their care




‘each one teach one’ - experienced people work with those new to inspection & inventory



collect core data about the
collection & its condition



give all items unique identifiers & take actions
to prevent further damage/deterioration



leave the organization with the data and
inspiration they need to begin preservation

YOUR OBSERVATIONS

Can you imagine an impact in your organization and community of a CAW? In what way?

Any other take-aways or observations from the video, the web and this introduction?

OUR WORK TOGETHER

TRAINING TIMELINE

- * April 5, 2019: Webinar #1: Welcome and the CAW Concept
- * April 12, 2019: Webinar #2: The CAW Collaboration
- * April 22-24, 2019 – On-site TOT Sessions & Community Archiving Workshop
Sacramento Public Library, Sacramento



REGIONAL CAW TIMELINE

*September 2019 – Owens Valley Paiute Shoshone Cultural Center and Museum, Bishop

*Spring 2020 – Karuk Tribal Libraries, Happy Camp

*Spring 2020 – AAMLO, Oakland

*grant runs September 2018-September 2020

YOUR OBSERVATIONS

- *what are community resources (people, organizations) that will help make your CAW a success?
- *what do feel confident about in terms of being a CAW organizer?
- *what do you feel you need to practice/learn?

next meeting: webinar #2

*Friday, April 12th: 1:00-2:30pm

*Read and sign your agreement

*Review roles for the CAW and come up with an idea of two roles you would like to practice during the Training of Trainers

<https://communityarchiving.org/west/homework-for-webinar-2>

THANK YOU!